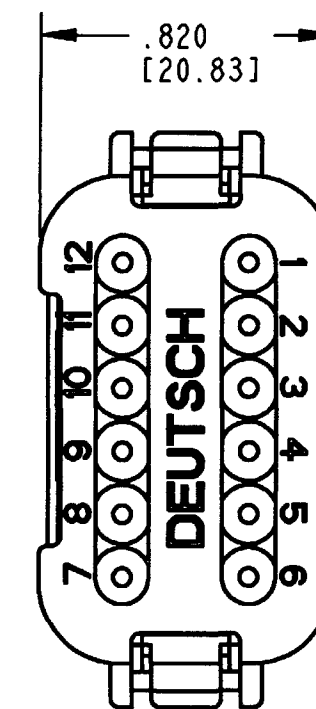
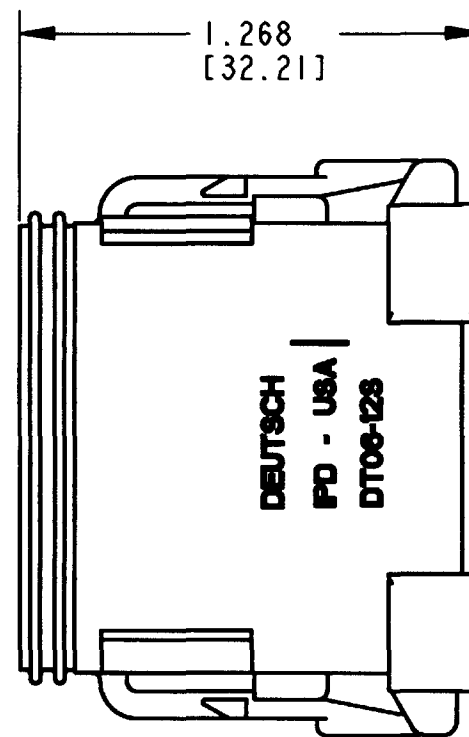
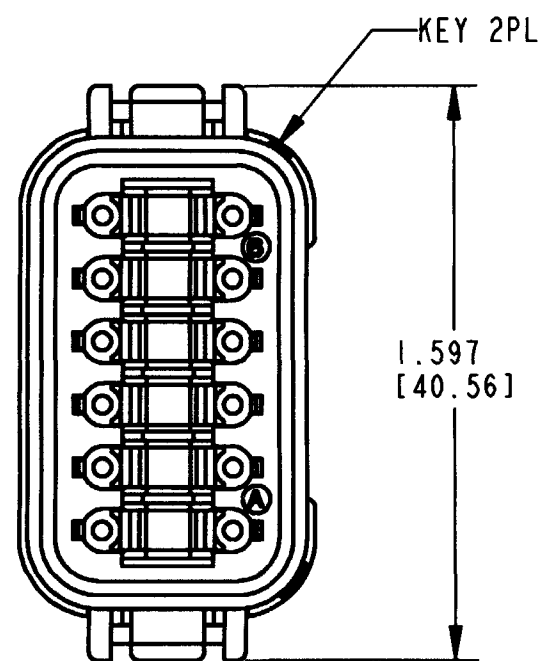


REV
A DT06-12SA-E005

| REVISIONS | | | |
|-----------|-----------------------------|----------|----------|
| SYM | DESCRIPTION | DATE | APPROVED |
| NC | NEW RELEASE PER E.O. A14645 | 10/20/94 | R.D.R. |
| A | REVISED PER E.O. P17511 | 11-16-01 | RDR |
| | | | |
| | | | |



- 4. THIS PLUG MATES WITH DT04-12PA-**** (**** = ALL MODIFICATIONS) CONSULT FACTORY FOR MODIFICATIONS.
- 3. FOR CONTACTS AND WIRE PERFORMANCE AND APPLICATION CHARACTERISTICS SEE ENVELOPE DRAWING 0425-015-0000 AND 0425-1017-0000.
- 2. DIMENSIONS ARE $\pm .025$ [.64] UNLESS OTHERWISE SPECIFIED.

NOTES: 1. ALL DIMENSIONS ARE IN INCHES [MILLIMETERS].

| SIGNATURE & DATE | |
|------------------|------------------------|
| DR | X. SANCHEZ 09NOV01 |
| CHK | Dme xx 11/16/01 |
| PE | Tough Johnson 11/16/01 |
| APPD | E Beard 11-16-01 |
| SCALE | NONE WT _____ |

12 WAY PLUG
COLOR: BLACK
-E005 MOD.
DT SERIES

ENVELOPE

| | |
|---|-----------------------|
| CP | MATL CODE |
| The Deutsch Company DEUTSCH I.P.D. 3850 INDUSTRIAL AVE. HEMET, CALIF. 92545 | |
| B | DT06-12SA-E005 |
| DWG SIZE | CODE 11139 SHEET OF |